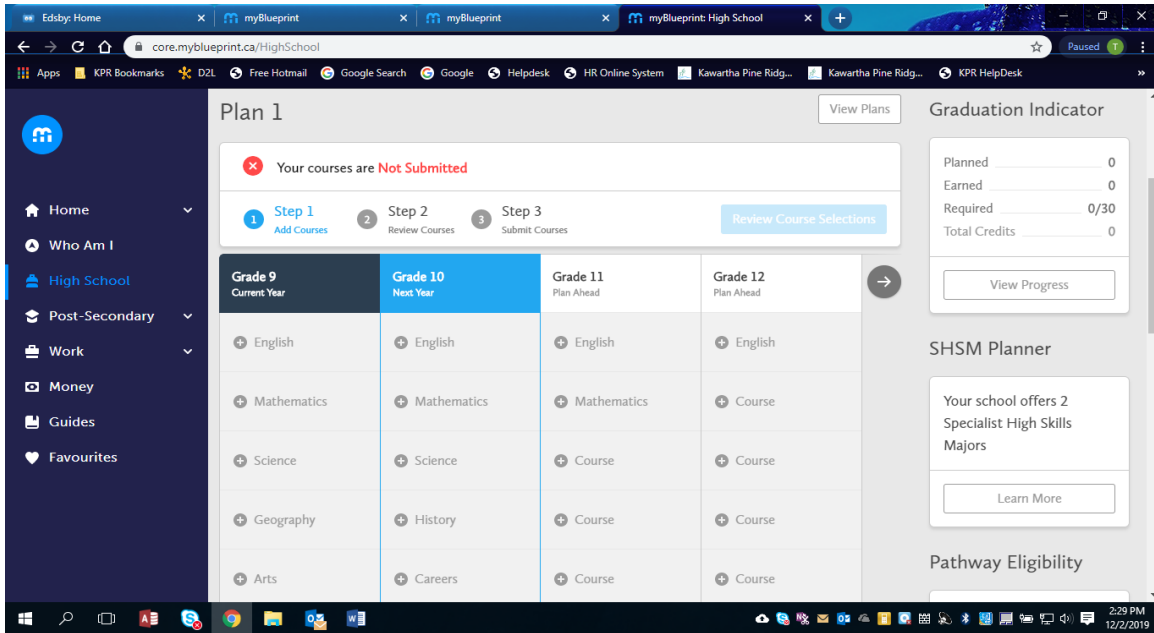


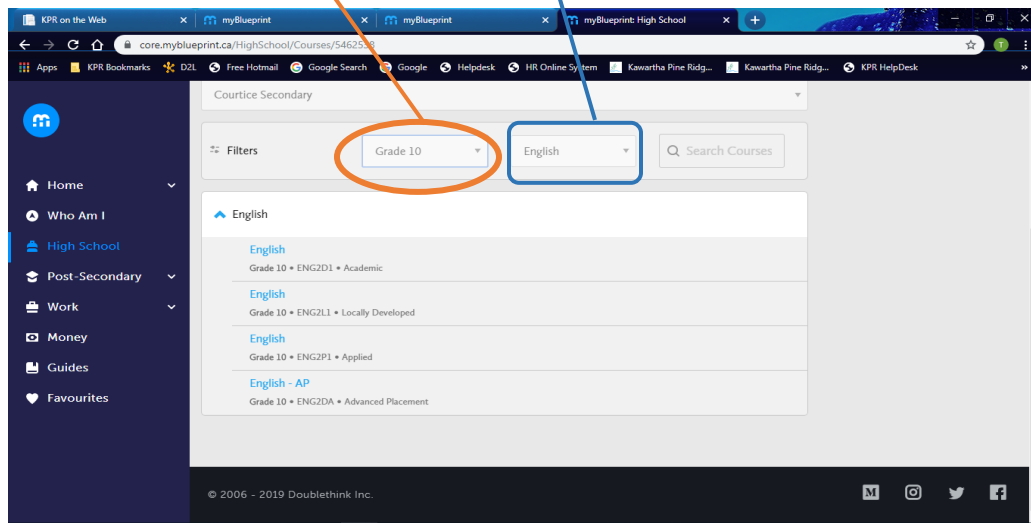
ONLINE COURSE SELECTION

- Step 1: Grade 8 Students Log into www.myBlueprint.ca/kawartha. Use your KPR username and password.
- Grade 9 -12 Students go to Edsby → C.S.S. School Talk → pinned on left is the link to myBlueprint. Click on school account login.

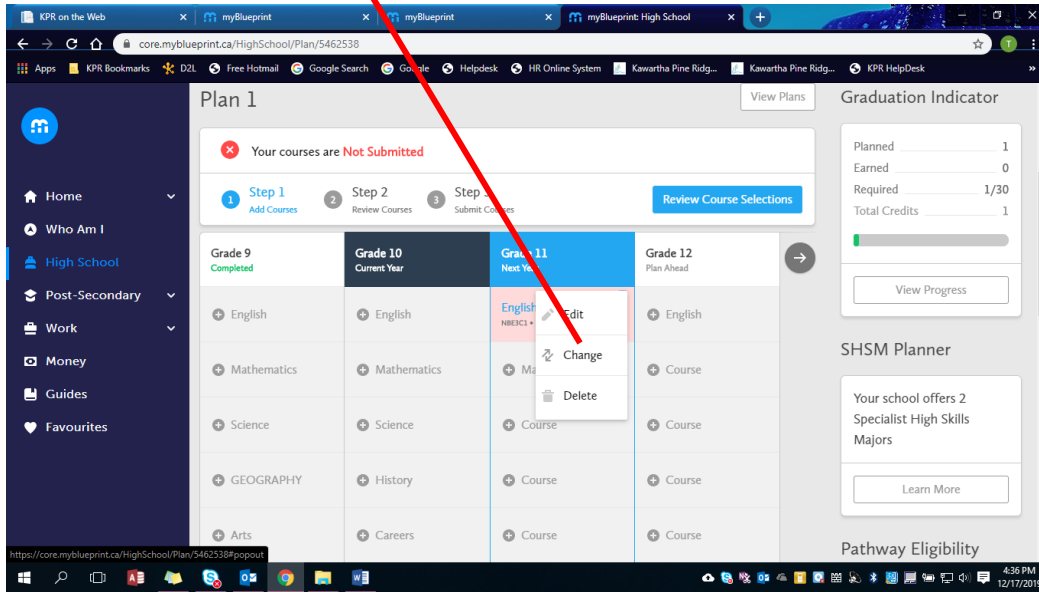
- Step 2: Click High School (left hand side):
- Your screen should be the course planner:



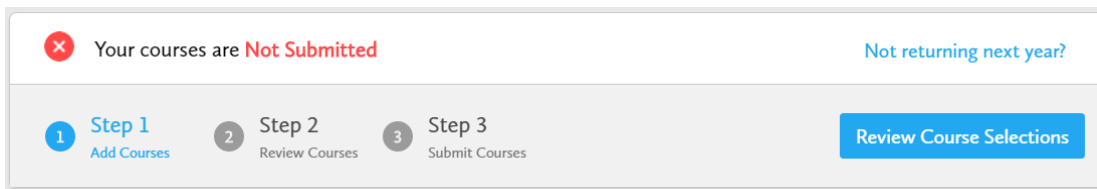
- Step 3: First, in High School Planner choose the compulsory courses listed in the order they appear on the planner. Filter by grade and subject discipline. Make sure you have chosen the correct course level for your compulsory courses.



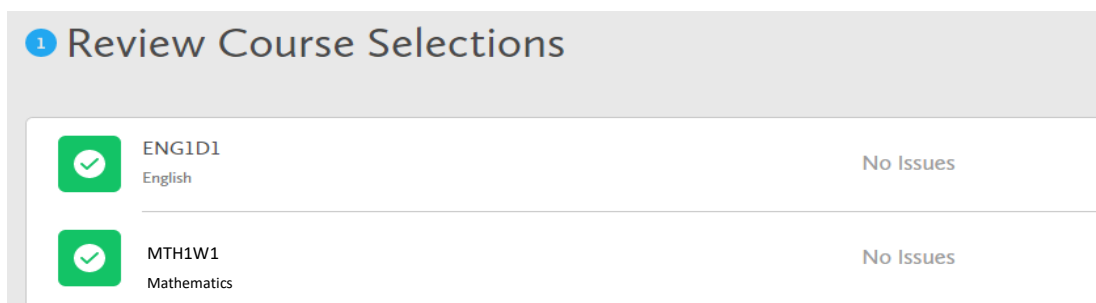
Step 4: Second, to add elective courses click on **Course**. Use the grade and discipline filter to help find the elective course. To make a change on your course planner, click on the three (3) dots. You can edit, change or delete the course.



HINT: The **Graduation Indicator** will help you keep track of your progress towards graduation. Click **View Progress** for a list of specific graduation requirements.



Step 5: **Review Courses:** When you are ready to submit your course selections, click the blue **Review Course Selections** button and give your course selection one final look over. You can still make changes if necessary!



Step 6: **SUBMIT COURSES:** Once you've carefully reviewed the **Details** page to ensure that you are meeting the requirements for the courses you have selected and that the courses that appear are correct, click on **Submit Course Selections**. Please note that you will NOT be able to modify your course selections once submitted! **You MUST include your parent/guardian's email to verify your courses.**

Submit Course Selections